





PATRICIA DICOSTANZO
SUPERINTENDENT OF ELECTIONS



THERESA MULLINS O'CONNOR
DEPUTY SUPERINTENDENT OF ELECTIONS

INSTRUCTIONS FOR VOTING

- 1** PRESS THE  BUTTON TO THE RIGHT OF THE CANDIDATE OF YOUR CHOICE; A **GREEN X** WILL APPEAR SIGNIFYING YOUR SELECTION.
- 2** **TO CHANGE A SELECTION**, PRESS THE  BUTTON AGAIN. THE **GREEN X** WILL DISAPPEAR AND YOU MAY MAKE A NEW SELECTION.
- 3** TO CAST A WRITE-IN VOTE PRESS THE  BUTTON IN THE PERSONAL CHOICE COLUMN, NEXT TO THE OFFICE YOU WANT TO CAST YOUR WRITE-IN VOTE FOR, A BLINKING **GREEN X** WILL APPEAR. THEN TYPE IN THE NAME YOU WISH TO VOTE FOR ON THE WRITE-IN KEYBOARD. THE NAME WILL APPEAR IN THE PANEL. TO MAKE A CORRECTION, USE THE LEFT ARROW ON THE KEYBOARD TO CHANGE YOUR SELECTION. TO CAST YOUR VOTE PUSH **ENTER** LOCATED ON THE WRITE-IN KEYBOARD. REPEAT THIS PROCESS FOR **EACH** WRITE-IN VOTE. AN IMPROPERLY CAST VOTE WILL BE DEEMED VOID.
- 4** YOU MUST THEN PRESS THE  BUTTON LOCATED IN THE LOWER RIGHT CORNER TO RECORD YOUR VOTE.