




2020 CENSUS TRACTS

UPPER SADDLE RIVER NEW JERSEY

532.02

532.01

LEGEND

-  Roads
-  Rail Lines
-  2020 Census Tracts



Bergen County
Department of Planning
& Engineering

